


Entry Form



- All **UNC Asheville** students are welcome to submit work.
- Each student may submit **three** entries. Entries by teams won't count as one submission for each student.
Each student on the team is required to fill out a separate entry form.
- All submissions must be capable of running on a **Macintosh** platform. Please **test entries before** submission.
- All **Flash** submissions must include an **FLA** , **SWF** and a **.MP4 and .OGV** file.
- All **Sonic Art** submissions must include an uncompressed **.MP3** file.
- All **Video Art and Design** submissions must include an uncompressed Quicktime **.MP4** file and an **.OGV** file.
- All **Digital Prints/Stills** submissions must include a **PNG** or **JPEG** preview. **No PSD** files please. Selected digital prints/stills must be framed and ready to hang by March 20th . Finals not to exceed 30x42.
- **All students must print page three of this entry form** and submit it to the NM Office, Zeis Hall 205.
- **All students must send a confirmation email** to nmshow@unca.edu after placing entries on the nm server.
- **For every submission, submit a .JPG thumbnail that is 500x250 pixels that will be the link to your work.**
- Please see page two for detailed information regarding the submission of different file formats.

OTHER UNCA students: Submit final files and an entry form on a CD or DVD to the NM Office, Zeis Hall 205.

file naming: **(category)_(bulldog user name).ext**

example: **04_nomclar.png**

■ for more than one entry in a category

example: **04_nomclar_01.ogv**
04_nomclar_02.mp4


- | | |
|--------------------------------|--------------------------|
| 01— 2d animation | 06— video art and design |
| 02— 3d animation | 07— sonic art |
| 03— stop motion animation | 08— installation |
| 04— digital prints (2D +3D) | 09— group |
| 05— interactive art and design | |

Any general questions or concerns should be directed to Sophie Berry—nmshow@unca.edu

2014 New Media Juried Student Show

Entry Form

DEADLINE March 19th, 2014 by 3 pm



Select the following encoding preset for all video work and submit only the flv file:

Instructions for video compression:

- Use Miro Video Encoder.
- Follow this tutorial to encode your video for HTML5
<http://www.youtube.com/watch?v=jXhWVFCgM8>
- Submit a MP4 file (which will be encoded in h.264) and also a .ogv file in 720p resolution.
- Full HD pieces (1920x1080) should be compressed using the encoding listed above and rescaled to 50 percent.
- Submit a thumbnail image from the video, 500x250 pixels and 100 dpi resolution.
- If the original MP4 file is over 1.5 gigabytes, please submit it on a DVD with your entry form.

Instructions for Flash files:

- All Flash submissions must include an FLA and SWF.
- All Flash submissions must include an “escape” or “quit” option within the working file.
- All Flash submissions must have fonts that are broken apart or embedded.
- If an Internet connection is needed for your Flash submission, please note within the special instructions.
- If Flash was exported as .mov, follow video instructions above.

Instructions for installations:

- All Installation submissions must include documentation of the work in the form of a Flash presentation with a pdf included for explanation.

Instructions for digital print framing:

- All graphic design/print submissions should be mounted on a 15X20 inch black mounting board or foam core.
- For all other digital prints, leave an extra inch or two of space surrounding the digital print for the matte.
- Consider using affordable default frame sizes which are available for 5X7, 8X10, 11X14, 16X20 or 20X30 prints.
- If you decide to use a different print size, please have them professionally framed.
 - Look for frames before printing. They may be purchased at businesses such as Target, Michaels, etc.
- Digital prints that are accepted must be framed and turned into the NM Office in Zeis Hall 205 by March 20th by 3:00 pm.



measurements:


- 2.0 to 3.0 inch white matte board and a black frame
- image size will vary
- plexiglass or glass

Any questions regarding the mounting of digital prints/stills should be directed to nmshow@unca.edu

2014 New Media Juried Student Show

Entry Form

DEADLINE March 19th, 2014 by 3 pm



name _____

email _____

phone _____

title of work _____

category _____

file type (.mp4, .swf, etc.) _____

authoring software _____

course/semester created _____

special instructions/comments

categories:

- 01— 2d animation
- 02— 3d animation
- 03— stop motion animation
- 04— digital prints (2D +3D)
- 05— interactive art and design
- 06— video art and design
- 07— sonic art
- 08— installation
- 09— group

file naming: (category)_(bulldog user name).ext

example: 04_nomclar.png

- for more than one entry in a category

example: 04_nomclar_01.ogv

04_nomclar_02.mp4

■ All students must print this page of the entry form

and submit it to the NM Office, Zeis Hall 205.

- Submissions and an entry form should be placed in a folder, show14, within your sites folder.
- All students must send a confirmation email to nmshow@unca.edu after placing entries on the server.